

**Benefits**

- ❖ Switches set to specific rising or falling pressures
- ❖ UL recognised versions available
- ❖ High performance repeatability
- ❖ Single or double pole switching
- ❖ Customised settings available upon request
- ❖ Various connector options available

**Silver Contact Microswitch Data**

Average Life Expectancy	Mechanical	1.0 x 10 <sup>6</sup>		
	Electrical	2.0 x 10 <sup>5</sup> @ 10A 1.0 x 10 <sup>4</sup> @ 21A		
Electrical Rating	Max. Electrical Load			
	Voltage	Res.	Ind.	(Pf 0.75 Motor)
AC	250V	21A		1HP 1HP
	250V	21A	8A	
	125V	21A		
DC	6V	21A	21A	
	12V	15A	15A	
	24V	8A	7A	
	60V	1A	0.5A	
	110V	0.5A	0.1A	
	220V	0.25A	0.1A	

Model No	6742-20/30/40/50/60	6742-70/80/90
Electrical Switch Data	2 Pole change over	2 Pole Change over
Contact Rating	21 (8) A 250V ac	21 (8) A 250V ac
Pressure Connection	Brass 1/8" BSPT	Brass 1/8" BSPT
Setting Accuracy	± 10% as standard	± 10% as standard
Withstand Pressure	25 PSI or x 2	150 PSI 10 Bar
Temperature Range	-5°C to + 70°C	-5°C to + 70°C
Body Material	Nylon 12	Nylon 12
Diaphragm	Neoprene	Nitrile fabric reinforced fitted in brass pressure capsule
Spring	Spring steel	Spring steel
Weight	50gm	85gm

**Gold Contact Microswitch Data**

Average Life Expectancy	Mechanical	1.0 x 10 <sup>6</sup>		
	Electrical	2.0 x 10 <sup>5</sup> @ 10A 1.0 x 10 <sup>4</sup> @ 21A		
Electrical Rating	Max. Electrical Load			
	Voltage	Res.	Ind.	(Pf 0.75 Motor)
AC	250V	0.1A	0.05	N/A
UL/CSA Only	125V	0.1A	-----	-----

Model No	Pressure Range		Differential (Fixed)
	P.S.I	Bar	
6742-20	1.5 - 3.5	0.10 - 0.24	See chart 1
6742-30	3.0 - 5.5	0.20 - 0.37	See chart 1
6742-40	5 - 10	0.34 - 0.68	See chart 1
6742-50	8 - 18	0.54 - 1.22	See chart 2
6742-60	16 - 30	1.08 - 2.04	See chart 2
6742-70	25 - 55	1.70 - 3.79	See chart 3
6742-80	45 - 75	3.1 - 5.17	See chart 3
6742-90	60 - 120	4.14 - 8.27	See chart 3

Switch Standards: EN 60730, EN 61058 and UL 508

Approvals Available: UL, CSA, ENEC, CE

**NB**

Herga do not accept liability for any pressure operated device used outside the pressure range specified by the company.

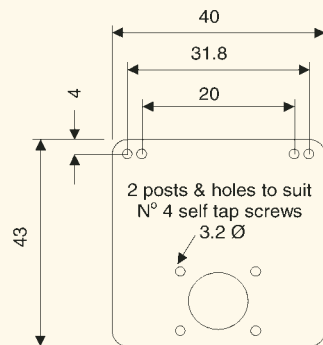
**Special options are available for quantity orders**

- ❖ Diaphragms in silicon rubber, nitrile, EPDM
- ❖ Switches with wide or close differentials
- ❖ Springs in stainless steel
- ❖ NPT connectors available

### Suitability for use with different operating media

Pressure Medium	Diaphragms	
	6742/20/30/40 50 & 60	6742/70/80 & 90
<b>Chemical Compatibility</b>		
Acetone	✓	✓
Ammonia (Liquid)	✓	✓
Amyl Alcohol to 20°C	✓	✓
Automotive Brake Fluid	✓	✓
Beer	✓	✓
Benzyl Alcohol	✗	✓
Butane	✓	✓
Carbon Dioxide - Dry	✓	✓
Citric Acid	✓	✓
Copper Sulphate (Sol.)	✓	✓
Compressed Air	✓	✓
Cutting Oil	✓	✓
Diesel Oil	✓	✓
Detergent Solution	✓	✓
Fuel Oil	✓	✓
Glycol	✓	✓
Hydraulic Oil	✓	✓
Hydrogen	✓	✓
Lubricating Oil	✓	✓
Milk	✓	✓
Mineral Oil	✓	✓
Natural Gas	✓	✓
Nitric Acid (Dil.)	✗	✓
Oxygen to 70°C	✓	✓
Petrol	✓	✓
Plating Solution (Chrome)	✓	✓
Salt Water	✓	✓
Sewage	✓	✓
Sulphur Dioxide	✗	✓
Turpentine	✓	✓
Vinegar	✓	✓
Water	✓	✓

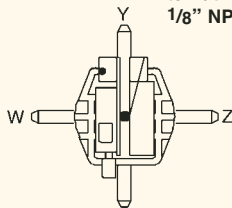
**Key:** ✓ = Recommended  
 ✓ = Suitable with modification  
 ✗ = Not suitable



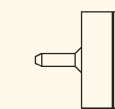
2mm thick mounting plate  
 Part N° 3351-109  
 for 6742-20 to 6742-60

**Note:**  
 Longer screws will penetrate  
 diaphragm chamber, please order  
 part N° 2112-643-047 Qty 2

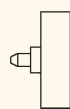
### Alternative Pressure Connections 1/8" NPT Pressure Connector



Non standard tube connection  
 positions for 4mm Ø spout connection.  
 Not recommended for pressure  
 over 20 PSI



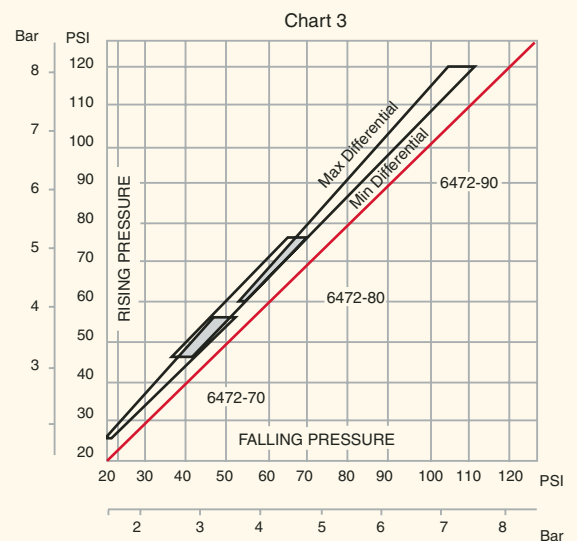
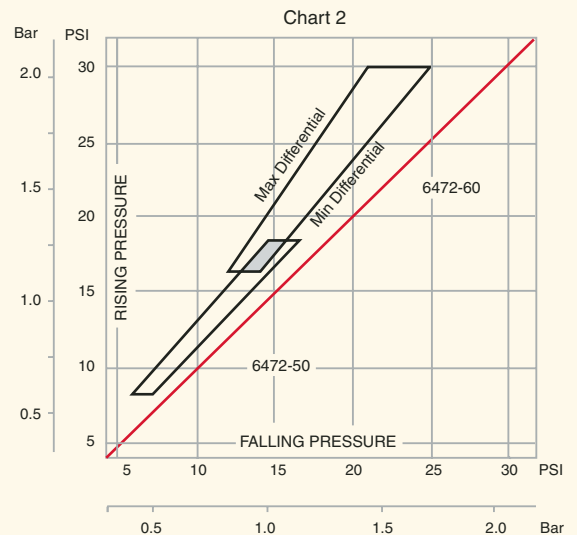
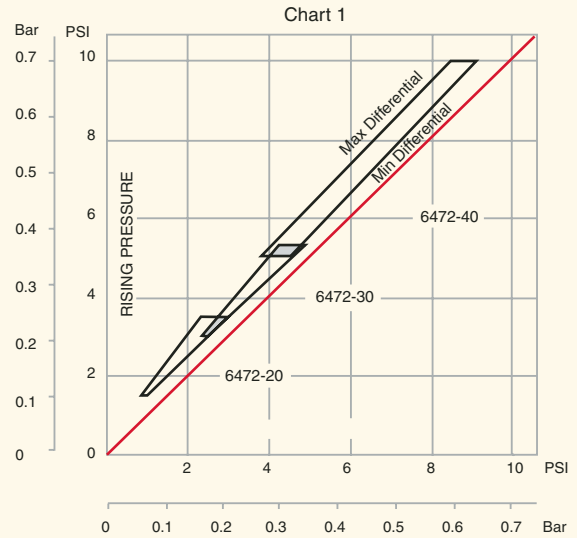
Back entry  
 6.4mm Ø spout

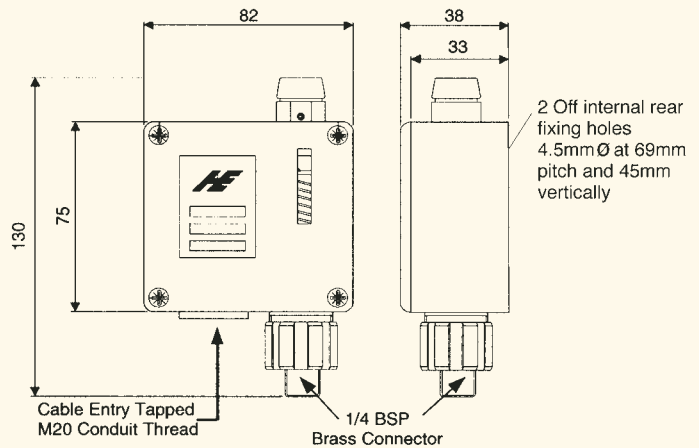


Back entry  
 4mm Ø spout

6742-20 to 6742-60 only

**Note: Differentials are approximate  
 and should be used as a guide only.  
 For further clarification contact Herga**





**Benefits**

- ❖ High pressure switch, all plastic construction (glass loaded nylon)
- ❖ Alternate diaphragm and connectors available for volume orders

- ❖ Excellent repeatability
- ❖ Switches have adjustable pressure and differential
- ❖ Specific settings can be set for volume orders
- ❖ IP65 enclosures class II double insulated

6702 -     - 0 0 0 0

**1. Model Number**

**2. Operating Pressure**

- A 20 - 50 PSI (1.40 - 3.45 Bar) Red Spring
- B 40 - 100 PSI (2.76 - 6.89 Bar) White Spring
- C 80 - 200 PSI (5.52 - 13.79 Bar) Blue Spring

**3. Additional Operating (Springs)**

- A 20 - 50 PSI (1.40 - 3.45 Bar)
- B 40 - 100 PSI (2.76 - 6.89 Bar)
- C 80 - 200 PSI (5.52 - 13.79 Bar)
- D 20 - 50 PSI (1.40 - 3.45 Bar) & 40 - 100 PSI (2.76 - 6.89 Bar)
- E 40 - 100 PSI (2.76 - 6.89 Bar) & 80 - 200 PSI (5.52 - 13.79 Bar)
- F 80 - 200 PSI (5.52 - 13.79 Bar) & 20 - 50 PSI (1.40 - 3.45 Bar)
- G 20 - 50 PSI (1.40 - 3.45 Bar) & 40 - 100 PSI (2.76 - 6.89 Bar) & 80 - 200 PSI (5.52 - 13.79 Bar)
- Z No additional springs supplied

**4. Electrical Microswitching Rating**

- A 21A 250V ac Silver Change Over Contacts
- B 0.1A 250V ac Gold Change Over Contacts
- C 0.1A 24V ac/dc Gold Change Over Contacts

**5. Packaging and Label Option**

- A Herga individually packed in plain carton
- B Herga vacuum form tray (for quantities 10+)

# 6702 ~ High Pressure Switch



## 6702 Pressure Switch

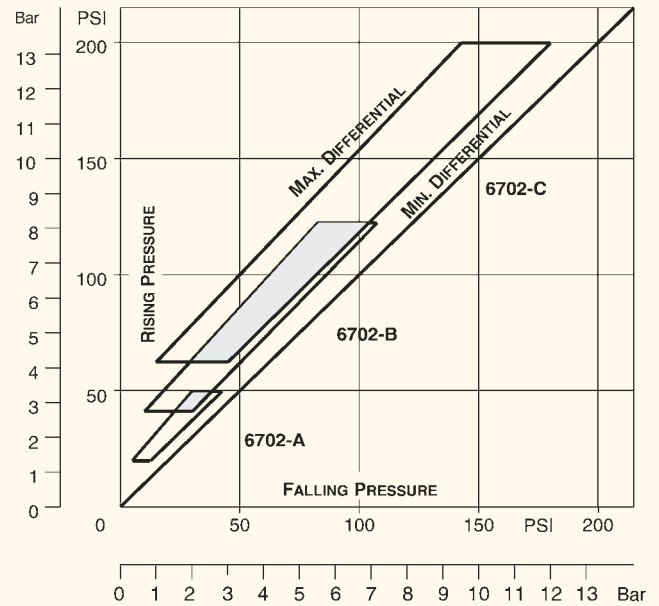
The industrial pressure switch is moulded entirely in plastic with the exception of the pressure connection and is water, oil and dust proof to IP65. The switches have excellent repeat accuracy, even over widely varying ambient conditions.

The operating pressure is adjustable externally using the thumb screw on the top and the approximate pressure setting can be seen through a window in the cover. To discourage unauthorised tampering, the adjusting screw can be locked in position with an M1.5mm Allen screw.

The microswitches have independent vernier adjustment and are normally set to operate within 2 PSI on rising pressure. Where two pressure levels are to be controlled, the switches can be adjusted separately so that one switch will operate at up to 80% of the level of the second. The switches can also be set to operate simultaneously on falling pressure instead of rising pressure.

The pressure switch is of Class II construction with double insulation. For quantity orders, many special options are available, please enquire:-

- ❖ Single or double pole switching set to specific pressure levels
- ❖ Alternative connector sizes
- ❖ Alternative diaphragms and metal chambers to resist particular fluids
- ❖ Installation and setting instructions are supplied with each product



Note: Differentials are approximate

### Other Information

Withstand pressure	500 PSI (34.5 Bar)
Setting accuracy when set by herga	± 10%
Temperature range	-5°C to +70°C
Diaphragm	Fabric reinforced Nitrile
Weight	300g

### Silver Contact Microswitch Data

Average Life Expectancy	Mechanical	1.0 x 10 <sup>6</sup>		
	Electrical	2.0 x 10 <sup>5</sup> @ 10A 1.0 x 10 <sup>4</sup> @ 21A		
Electrical Rating		Max. Electrical Load		
	Voltage	Res.	Ind.	(Pf 0.75 Motor)
AC	250V	21A		1HP
	250V	21A	8A	2HP
	125V	21A		
DC	6V	21A	21A	
	12V	15A	15A	
	24V	8A	7A	
	60V	1A	0.5A	
	110V	0.5A	0.2A	
	220V	0.25A	0.1A	

### Gold Contact Microswitch Data

Average Life Expectancy	Mechanical	1.0 x 1.0 <sup>6</sup>		
	Electrical	2.0 x 10 <sup>5</sup> @ 10A 1.0 x 10 <sup>4</sup> @ 21A		
Electrical Rating		Max. Electrical Load		
	Voltage	Res.	Ind.	(Pf 0.75 Motor)
AC	250V	0.1A	0.05	N/A
UL/CSA Only	125V	0.1A	-----	-----

Switch Standards: EN 60730, EN 61058 and UL 508

Approvals Available: UL, CSA, ENEC, CE

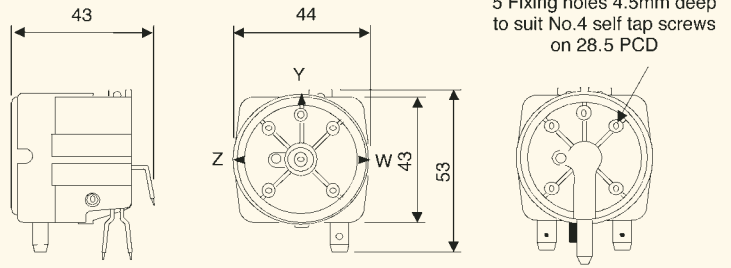

### Suitability for use with different operating media

Pressure Medium	6702
Acetone	<input checked="" type="checkbox"/>
Ammonia (Liquid)	<input checked="" type="checkbox"/>
Amyl Alcohol to 20°C	<input checked="" type="checkbox"/>
Automotive Brake Fluid	<input checked="" type="checkbox"/>
Beer	<input checked="" type="checkbox"/>
Butane	<input checked="" type="checkbox"/>
Carbon Dioxide (Dry)	<input checked="" type="checkbox"/>
Citric Acid	<input checked="" type="checkbox"/>
Copper Sulphate (Sol.)	<input checked="" type="checkbox"/>
Compressed Air	<input checked="" type="checkbox"/>
Cutting Oil	<input checked="" type="checkbox"/>
Diesel Oil	<input checked="" type="checkbox"/>
Detergent Solution	<input checked="" type="checkbox"/>
Fuel Oil	<input checked="" type="checkbox"/>
Glycol	<input checked="" type="checkbox"/>
Hydraulic Oil	<input checked="" type="checkbox"/>
Hydrogen	<input checked="" type="checkbox"/>
Lubricating Oil	<input checked="" type="checkbox"/>
Milk	<input checked="" type="checkbox"/>
Mineral Oil	<input checked="" type="checkbox"/>
Natural Gas	<input checked="" type="checkbox"/>
Oxygen to 70°C	<input checked="" type="checkbox"/>
Petrol	<input checked="" type="checkbox"/>
Plating Solution (Chrome)	<input checked="" type="checkbox"/>
Salt Water	<input checked="" type="checkbox"/>
Sewage	<input checked="" type="checkbox"/>
Turpentine	<input checked="" type="checkbox"/>
Vinegar	<input checked="" type="checkbox"/>
Water	<input checked="" type="checkbox"/>

✓ = Recommended       = Suitable with modifications

**Note:** Dry Switching - if switching low power circuits, low current (4 to 100 milliamperes) and low voltage (below 30V), consult herga or refer to gold contact in section 4 of the opposite page.

Herga do not accept liability for any pressure operated device used outside the pressure range specified by the company.



**Benefits**

- ❖ These switches have been designed primarily for the OEM manufacturer who requires low cost and high reliability
- ❖ UL recognised versions available

- ❖ The switches have excellent repeat accuracy
- ❖ Double pole switching available upon request
- ❖ Wide choice of microswitch options available including tab configurations

Model No	6721-03	6721-06	6721-20/30/40
Electrical Switch Data	Single Pole change over	Single Pole change over	Single Pole change over
Contact Rating	3(1)A 250V ac	10(3)A 250V ac	21(8)A 250V ac
Vacuum Connection	Side entry spout 4mm O/D	Side entry spout 4mm O/D	Side entry spout 4mm O/D
Setting Accuracy	± 10% std	± 10% std	± 10% std
Temperature Range	-5°C to + 70°C	-5°C to + 70°C	-5°C to + 70°C
Body Material	Nylon 12	Nylon 12	Nylon 12
Diaphragm	Neoprene	Neoprene	Neoprene
Spring (in Vacuum Cavity)	Spring steel <sup>1)</sup>	Spring steel <sup>1)</sup>	Spring steel <sup>1)</sup>

Model No	Vacuum Range		Differential (Fixed)
	Inches Water	mm Water	
6721-03	3 - 8	75 - 200	See chart 1
6721-06	7 - 15	180 - 380	See chart 1
6721-20	13 - 32	330 - 810	See chart 1
6721-30	28 - 80	710 - 2030	See chart 2
6721-40	75 - 270	1900 - 6860	See chart 2

**Special options are available for quantity orders**

- ❖ Switches set to specific operating vacuum, rising or falling
- ❖ Diaphragms in silicon rubber, nitrile, EPDM
- ❖ Switches with wide or close differentials
- ❖ Springs in stainless steel

**Note:** The spring is fitted in the vacuum cavity in contact with the media

Pressure Switches		6721-03		6721-06			6721-10		
Average Life Expectancy	Mechanical	2 x 10 <sup>6</sup>		2 x 10 <sup>6</sup>			1.0 x 10 <sup>6</sup>		
	Electrical	0.2 x 10 <sup>6</sup> @ 1A		0.2 x 10 <sup>6</sup> @ 6A 50K @ 10A			0.2 x 10 <sup>6</sup> @ 10A 10K @ 21A		
Electrical Rating		Max Electrical Load		Max Electrical Load			Max Electrical Load		
	Voltage	Resistive	Inductive	Resistive	Inductive	Motor (Pf0.75)	Resistive	Inductive	Motor (Pf0.75)
	125V	3A	1A	10A	3A	0.5HP	21A	15A	1HP
AC	250V	3A	1A	10A	3A	0.5HP	21A	15A	2HP
DC	6V	3A	1A	10A	3A		21A	21A	
	12V	3A	1A	5A	3A		15A	15A	
	24V	1A	0.5A	5A	3A		8A	7A	
	60V	1A	0.5A	1A	0.5A		1A	0.5A	
	110V	0.5A	0.2A	0.5A	0.2A		0.5A	0.2A	
	220V	0.25A	0.1A	0.25A	0.1A		0.25A	0.1A	
Switch Standards:		EN 61058							
Approvals Available		CE, UL, CSA, ENEC							

**Note:** Dry Switching

If switching low power circuits, low current (4 to 100 milliamperes) and low voltage (below 30V), consult herga for special switches.

**NB** - Herga do not accept liability for any vacuum operated device used outside the pressure range specified by the company.

Suitability for use with different operating media

Vacuum Medium	Diaphragms
Chemical Compatibility	6721
Acetone	✓
Ammonia (Liquid)	✓
Amyl Alcohol to 20°C	✓
Automotive Brake Fluid	✓
Beer	✓
Benzyl Alcohol	✗
Butane	✓
Carbon Dioxide - Dry	✓
Citric Acid	✓
Copper Sulphate (Sol.)	✓
Compressed Air	✓
Cutting Oil	✓
Diesel Oil	✓
Detergent Solution	✓
Fuel Oil	✓
Glycol	✓
Hydraulic Oil	✓
Hydrogen	✓
Lubricating Oil	✓
Milk	✓
Mineral Oil	✓
Natural Gas	✓
Nitric Acid (Dil.)	✗
Oxygen to 70°C	✓
Petrol	✓
Plating Solution (Chrome)	✓
Salt Water	✓
Sewage	✓
Sulphur Dioxide	✗
Turpentine	✓
Vinegar	✓
Water	✓

**Key:** ✓ = Recommended  
 ✓ = Suitable with modification  
 ✗ = Not suitable

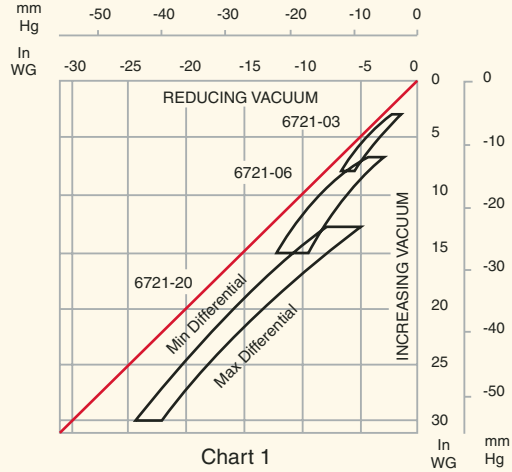


Chart 1

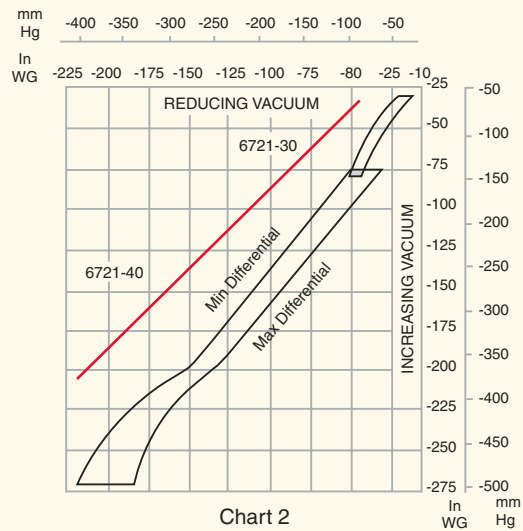
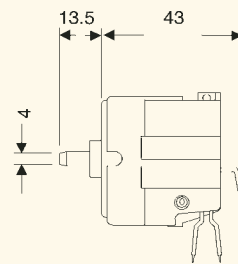
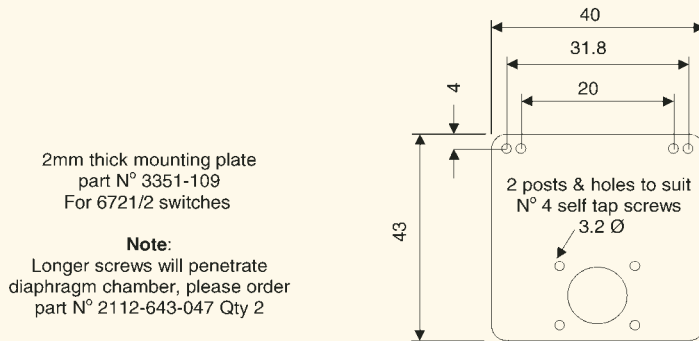


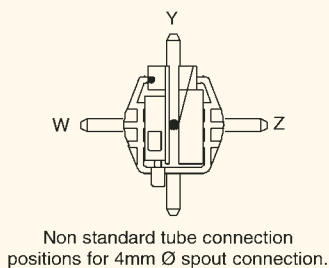
Chart 2

**Note:** Differentials are approximate

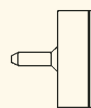


Back entry option available

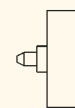
**Alternative Vacuum Connections**  
 Back entry 1/8" BSPT and NPT Connectors



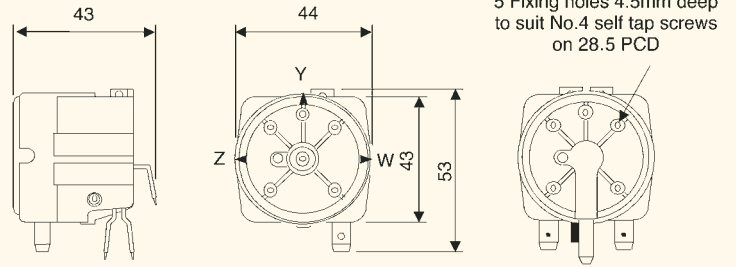

Non standard tube connection positions for 4mm Ø spout connection.



Back entry 6.4mm Ø spout



Back entry 4mm Ø spout



**Benefits**

- ❖ These switches have been designed primarily for the OEM manufacturer who requires low cost and high reliability
- ❖ UL recognised versions available

- ❖ The switches have excellent repeat accuracy
- ❖ Double pole switching available upon request
- ❖ Wide choice of microswitch options including tab configurations

Model No	6731-03	6731-06	6731-10
Electrical Switch	Single Pole change over	Single Pole change over	Single Pole change over
Contact Rating	3(1)A 250V ac	10(3)A 250V ac	21(8)A 250V ac
Pressure Connection	Side entry spout 4mm O/D	Side entry spout 4mm O/D	Side entry spout 4mm O/D
Setting Accuracy	± 10% as std	± 10% as std	± 10% as std
Withstand Pressure	25 PSI	25 PSI	25 PSI
Body Material	Nylon 12	Nylon 12	Nylon 12
Temperature Range	-5°C to + 70°C	-5°C to + 70°C	-5°C to + 70°C
Diaphragm	Neoprene	Neoprene	Neoprene
Spring	Spring steel	Spring steel	Spring steel
Weight	50gm	50gm	50gm

Model No	Pressure Range		Differential (Fixed)
	Inches Water	mm Water	
6731-03	1.5 - 7	40 - 180	See chart 1
6731-06	5 - 25	127 - 635	See chart 1
6731-10	20 - 55	510 - 1400	See chart 1

**Special options are available for quantity orders**

- ❖ Switches set to specific operating pressure, rising or falling
- ❖ Diaphragms in silicon rubber, nitrile, EPDM
- ❖ Switches with wide or close differentials
- ❖ Springs in stainless steel

Pressure Switches		6731-03		6731-06			6731-10		
Average Life Expectancy	Mechanical	2 x 10 <sup>6</sup>		2 x 10 <sup>6</sup>			1.0 x 10 <sup>6</sup>		
	Electrical	0.2 x 10 <sup>6</sup> @ 1A		0.2 x 10 <sup>6</sup> @ 6A 50K @ 10A			0.2 x 10 <sup>6</sup> @ 10A 10K @ 21A		
Electrical Rating		Max Electrical Load		Max Electrical Load			Max Electrical Load		
	Voltage	Resistive	Inductive	Resistive	Inductive	Motor (Pf0.75)	Resistive	Inductive	Motor (Pf0.75)
AC	125V	3A	1A	10A	3A	0.5HP	21A	15A	1HP
	250V	3A	1A	10A	3A	0.5HP	21A	15A	2HP
DC	6V	3A	1A	10A	3A		21A	21A	
	12V	3A	1A	5A	3A		15A	15A	
	24V	1A	0.5A	5A	3A		8A	7A	
	60V	1A	0.5A	1A	0.5A		1A	0.5A	
	110V	0.5A	0.2A	0.5A	0.2A		0.5A	0.2A	
	220V	0.25	0.1A	0.25A	0.1A		0.25A	0.1A	
Switch Standards:		EN 61058							
Approvals Available		CE, UL, CSA, ENEC							

**Note:** Dry Switching

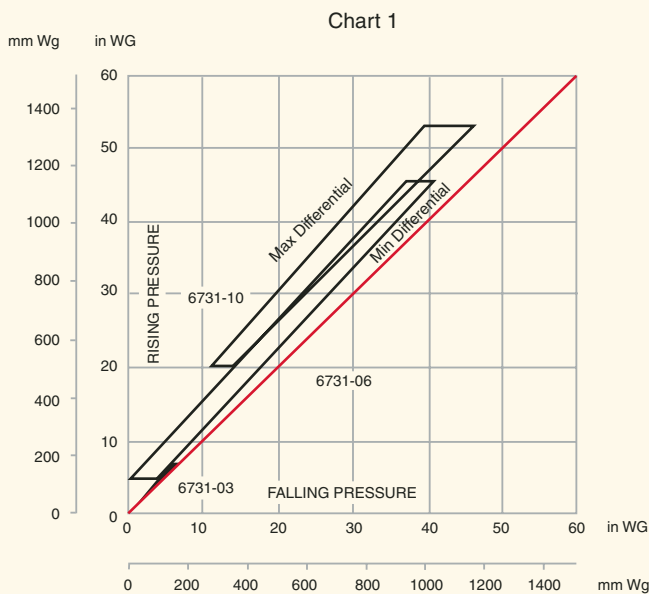
If switching low power circuits, low current (4 to 100 milliamperes) and low voltage (below 30V), consult herga for special switches.

**NB** - Herga do not accept liability for any pressure operated device used outside the pressure range specified by the company.

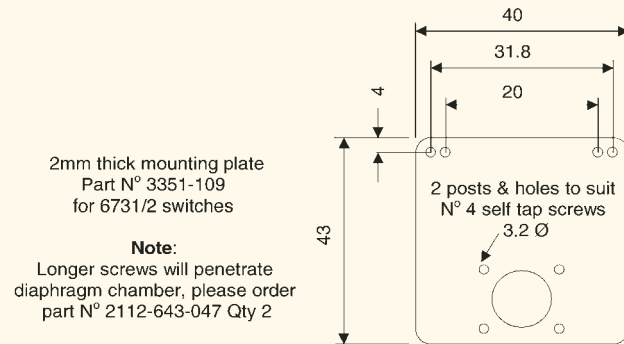
### Suitability for use with different operating media

Pressure Medium	Diaphragms
Chemical Compatibility	6731
Acetone	✓
Ammonia (Liquid)	✓
Amyl Alcohol to 20°C	✓
Automotive Brake Fluid	✓
Beer	✓
Benzyl Alcohol	✗
Butane	✓
Carbon Dioxide - Dry	✓
Citric Acid	✓
Copper Sulphate (Sol.)	✓
Compressed Air	✓
Cutting Oil	✓
Diesel Oil	✓
Detergent Solution	✓
Fuel Oil	✓
Glycol	✓
Hydraulic Oil	✓
Hydrogen	✓
Lubricating Oil	✓
Milk	✓
Mineral Oil	✓
Natural Gas	✓
Nitric Acid (Dil.)	✗
Oxygen to 70°C	✓
Petrol	✓
Plating Solution (Chrome)	✓
Salt Water	✓
Sewage	✓
Sulphur Dioxide	✗
Turpentine	✓
Vinegar	✓
Water	✓

**Key:** ✓ = Recommended  
 ✓ = Suitable with modification  
 ✗ = Not suitable



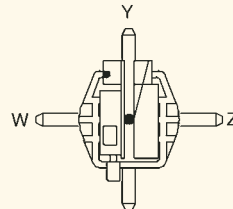
**Note:** Differentials are approximate



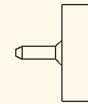
**Note:**  
 Longer screws will penetrate diaphragm chamber, please order part N° 2112-643-047 Qty 2

### Alternative Pressure Connections

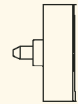
Back Entry 1/8" BSPT and NPT Pressure Connectors





Non standard tube connection positions for 4mm Ø spout connection. Not recommended for pressure over 20 PSI

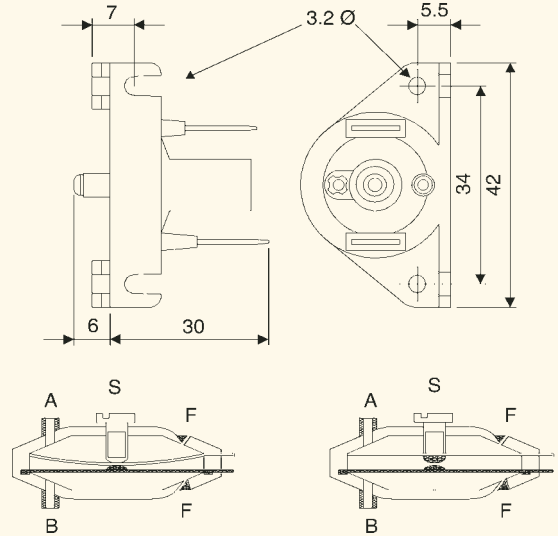



Back entry 6.4mm Ø spout



Back entry 4mm Ø spout





- Benefits**
- ❖ Sensitive versatile switch - ideal for long tube length applications
  - ❖ Normally open or normally closed contact configuration
  - ❖ Ideal for switching low power circuits
  - ❖ UL recognised versions available

- ❖ Bleed versions available for temperature compensation
- ❖ Easily adjustable settings
- ❖ Custom pressure, vacuum and bleed settings available upon request

6753 - [ ] [ ] [ ] [ ] - [ ] [0] [0] [0]

**1. Model Number**

**2. Operation**

- A Normally Open - Pressure
- B Normally Closed - Vacuum

**3. Bleed Adjuster Options**

- A Bleed A side only, Vacuum N/O to N/C, Pressure N/C to N/O
- B Bleed B side only, Vacuum N/O to N/C, Pressure N/C to N/O
- C Bleed both sides Vacuum / Pressure
- E No bleed variant either side Vacuum / Pressure

**4. Bleed Setting**

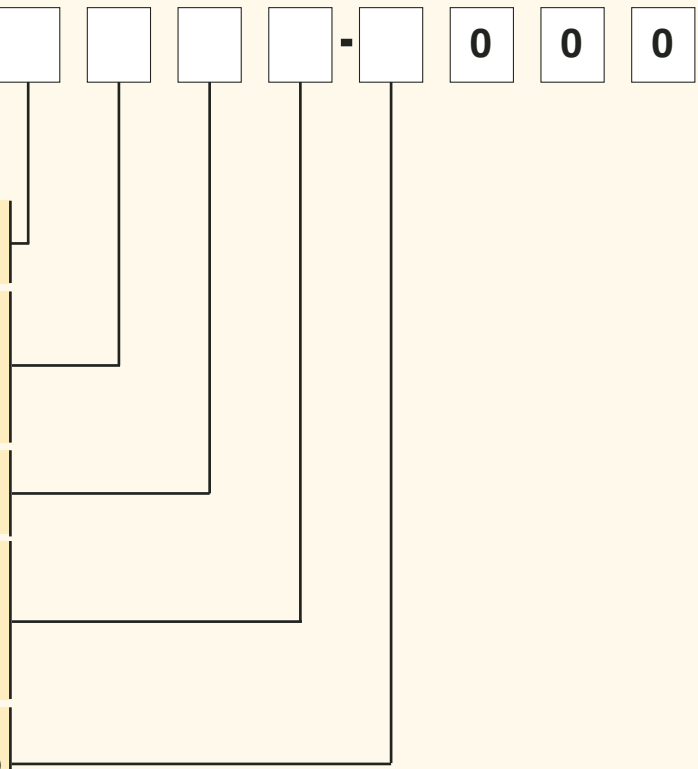
- A 100 - 300 cc/Min Factory Setting
- J No bleed setting

**5. Pressure Setting**

- |                       |                    |
|-----------------------|--------------------|
| A 2.25" WG ± 0.5" Std | B 2" WG ± 0.5"     |
| C 3" WG ± 0.5"        | D 4" WG ± 0.5"     |
| E 6" WG ± 10%         | F 8" WG ± 10%      |
| G 10" WG ± 10%        | H 12" WG ± 10%     |
| J 14" WG ± 10%        | K 16" WG ± 0 - 10% |

**6. Packaging Options**

- A Vacuum Form Tray (100 off volumes - ideal for OEM applications)
- B Poly Bag (individual)



Technical Data	
Pressure/Vacuum range minimum	25mm (1 in Wg)
maximum	400mm (16 ins Wg)
Maximum Differential	400mm (16 ins Wg)
Pressure Standard Factory Setting	50mm (2.25 ins) Wg (Contacts Normally Open) Other settings available see note <sup>2)</sup>
Maximum Differential Between Pressure Connection	0.34 Bar (5 PSI)
Body Withstand Pressure	1.0 Bar (14.7 PSI)
Air Bleed Version	See choice options 3 & 4, other settings available, see note <sup>3)</sup>
Flow Rate cc / Min	Standard 100 - 300 cc/Min @ 5 PSI
Connection Position	Base see note <sup>2)</sup>
Pressure Connection	4mm dia spouts For reducing connectors, please refer to accessories page
Connecting Tube Reference	2311-08 or 2311-01
Temperature Range	-5°C to 50°C

Electrical Data	
Switch	Single pole, N/Open / N/Closed
Contact Rating Maximum	0.5A RES 250V ac (Maximum ratings may not be achieved at low pressure settings)
Dry Switching Minimum Current	5mA 4V dc
Body	Glass filled nylon 12
Diaphragm	Neoprene
Contacts	Gold plated silver mounted on phosphor-bronze blades
Contact Resistance	0.05 Ohms
Mechanical Life	1 x 10 <sup>6</sup> cycles
Weight (grams)	10grms

## 6753 Pressure Switch Range

### For very sensitive pressure, vacuum and differential pressure switching.

The 6753 range of switches provide a high specification in a small, versatile body shell. Great care has been taken in the switch unit design, keeping the moving mass and therefore inertia to a minimum. This means that it can operate at a high cycle rate with low pressure, vacuum or pressure differential. This design feature can be used when measuring pressure pulses such as on component counting applications and used with herga Safe Edges. The switch will operate very rapidly keeping the switch delay to a minimum.

- 1) For good repeatable switching, the contacts are gold plated on solid silver. The electrical rating of the switch is dependent on the contact pressure. This pressure is dependent on the air pressure. Thus, for very sensitive setting the permissible switching current will be lower than normal.
- 2) The standard switch can be adjusted to give normally closed or normally open contacts depending on the application. For operation on pressure with normally closed contacts, connect to air connection 'A' and screw in sensitivity adjusting screw 'S' until contacts are normally closed. For operation on pressure with normally open contacts, connect to air connection 'B' and set with contacts normally open.
- 3) A separate version, (see bleed options), is provided with adjustable air bleeds on both sides of the diaphragm. These air bleeds are adjusted to a level which is suitable for most applications involving safe edges or elbows, and prevent pressure or vacuum building up inside when the ambient temperature or atmospheric pressure changes.